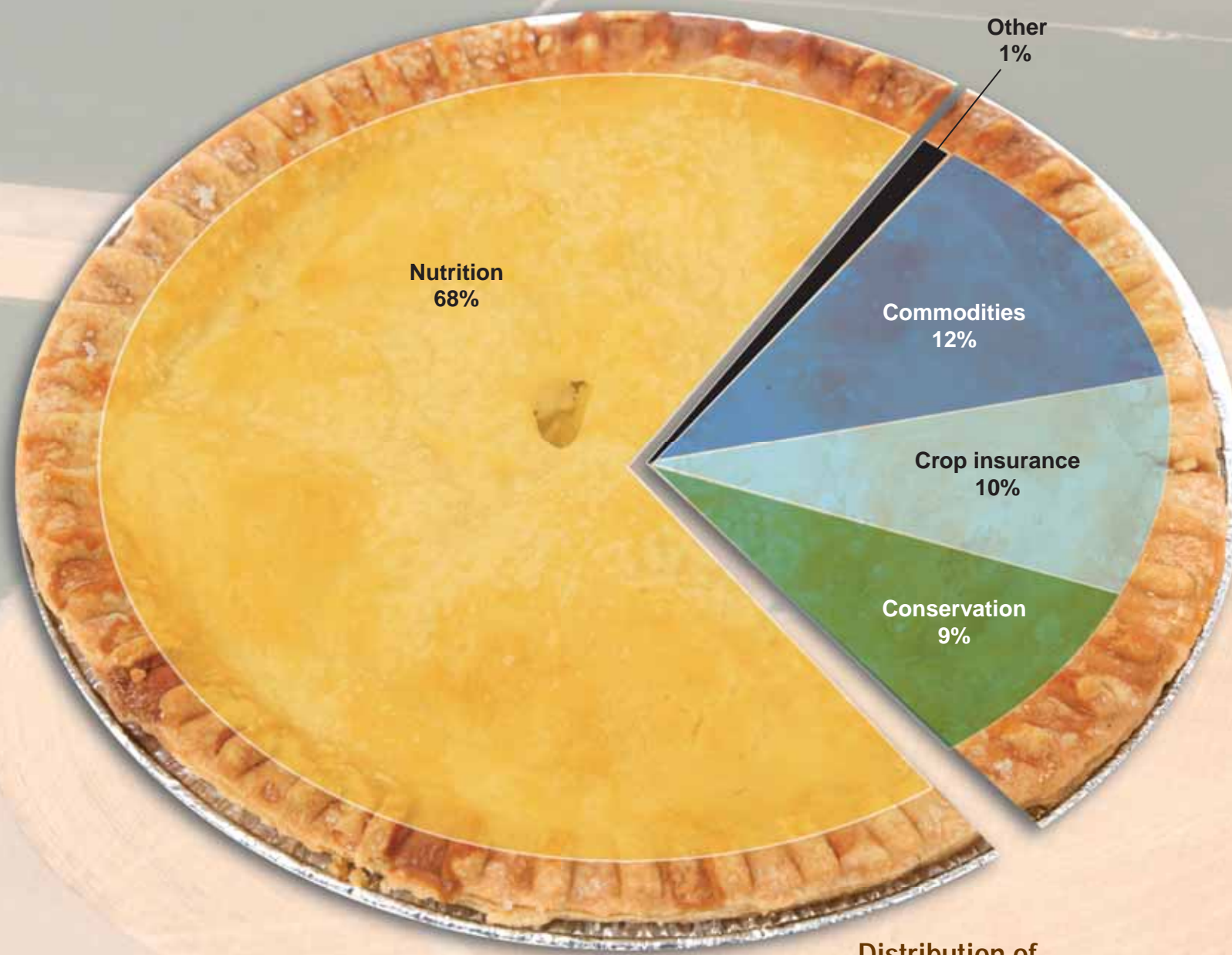


USDA's Farm Act Funds

2008 Farm Act* How the pie gets sliced

- **Conservation Programs:** Remove environmentally sensitive land from production and encourage farmers to farm in an environmentally sensitive manner.
- **Commodity Programs:** Help farmers deal with price and income variations. A new Average Crop Revenue Program is introduced.
- **Crop Insurance:** Allocations were not included in 2002 Farm Act, but now make up 10 percent under the 2008 Farm Act.
- **Nutrition:** Expands eligibility for Food Stamp Program (renamed Supplemental Nutrition Assistance Program beginning in fiscal year 2009) and increases benefits. Increases funding for the Fresh Fruit and Vegetable Program in participating elementary and secondary schools.

*The Food, Conservation, and Energy Act of 2008.

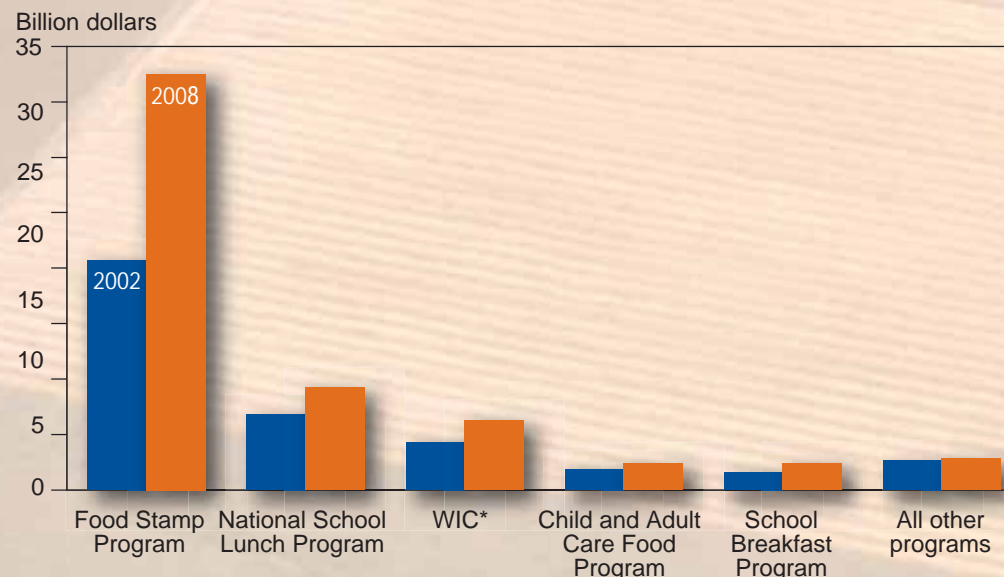


Distribution of Farm Act funds

Total spending under the 2008 Farm Act is estimated at \$781 billion over 10 years.

The Food Stamp Program (SNAP) is the cornerstone of USDA's food assistance programs, accounting for 62 percent of total expenditures in 2008.

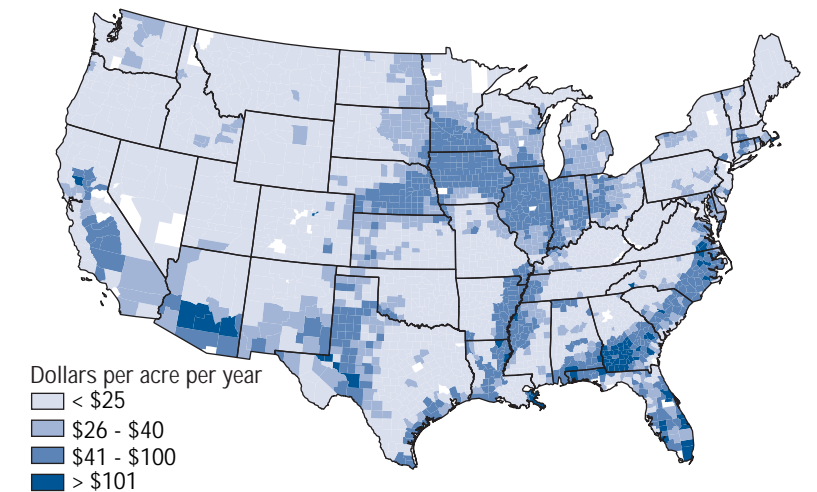
USDA nutrition expenditures, by assistance program



*Special Supplemental Nutrition Program for Women, Infants, and Children

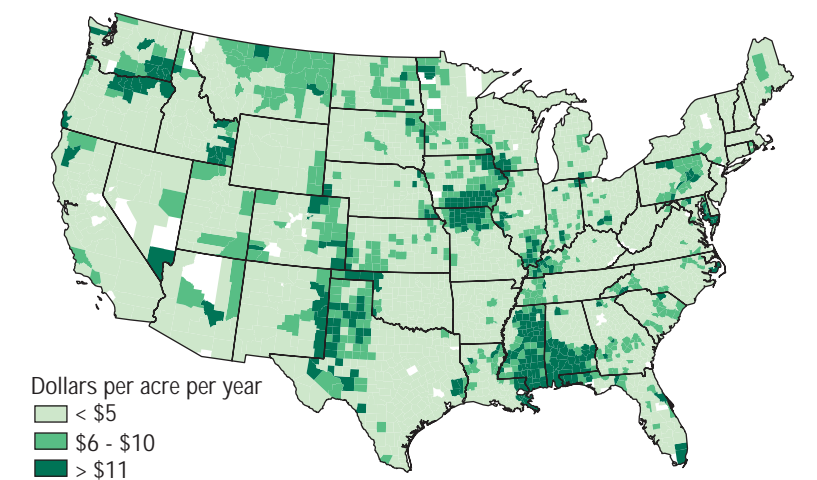
Expenditures Expected to Follow History

Average Commodity Payments and Crop Insurance Subsidies per Cropland Acre, 2004-2007



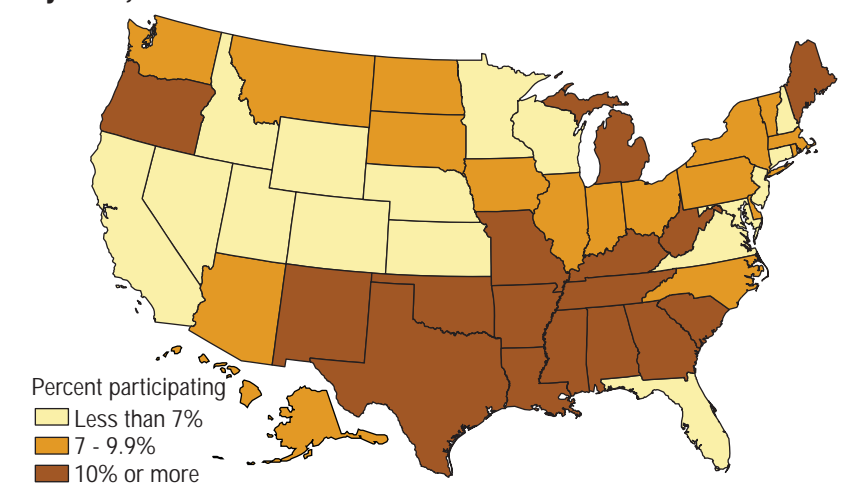
High commodity payments and crop insurance subsidies were concentrated in major producing areas: Corn Belt (corn and soybeans), Southeastern Coastal Plains (cotton and peanuts), California (cotton and rice), Arizona (cotton), and the lower Mississippi River (cotton and rice).

Average Conservation Payments per Cropland Acre, 2004-2007



Conservation payments, per acre of cropland, tend to be largest in the High Plains where soils are susceptible to wind erosion, parts of the Intermountain West, and where land is hilly and prone to rainfall erosion.

Percent of Population Participating in the Food Stamp Program, by State, FY 2007



In a typical month in FY2007, about 9 percent of Americans participated in the Food Stamp Program. In general, a greater proportion of the population in southern States participated in the program.